

Regd. & Corp. Office:
1506, Chiranjiv Tower,
43, Nehru Place,
New Delhi - 110019 (INDIA)

Tel.: 011 - 47589500-51 (50 Lines),
E-mail: info@medicamen.com
Web: www.medicamen.com
CIN No.: L74899DL1993PLC056594

Ref: STEX/OUTCOME/2021-22

Date: 03.11.2021

BSE Limited
Department of Corporate Services-Listing
PJ Towers, Dalal Street
Mumbai- 400001
Scrip Code: 531146

National Stock Exchange of India Limited
Exchange Plaza, Bandra Kurla Complex
Bandra(E) Mumbai – 400051
Symbol: MEDICAMEQ

Sub. : Outcome of Board Meeting held on 03.11.2021

Ref: Ref: Intimation under Regulation 33 read with Regulation 30 of SEBI (Listing Obligations and Disclosure Requirements) Regulations, 2015 (the "Listing Regulations")

Dear Sir,

We wish to inform you that the Board of Directors of the Company at its meeting held today approved the Un-Audited Financial Results (Standalone and Consolidated) of the Company for the quarter and half year ended on September 30, 2021.

Pursuant to Regulation 33 of SEBI (Listing Obligations and Disclosure Requirements) Regulations, 2015, we enclose the following:

- Statement showing the Un-Audited Financial Results (Standalone & Consolidated) of the Company for the quarter and half year ended on September 30, 2021 as **Annexure-A** and
- Limited Review Report from Rai Qimat & Associates, Chartered Accountants on the Un- Audited Financial Results (Standalone & Consolidated) as **Annexure-B**

The meeting of the Board of Directors commenced 01.45 p.m. and concluded at 02.30 p.m.

The Un-Audited Financial Results (Standalone & Consolidated) of the Company for the quarter and half year ended on September 30, 2021, as approved by the Board, will also be available on the Company's website www.medicamen.com

This is for your information and records.

Thanking You.

Yours faithfully,

For Medicamen Biotech Limited


Parul Choudhary
Company Secretary
ACS44157

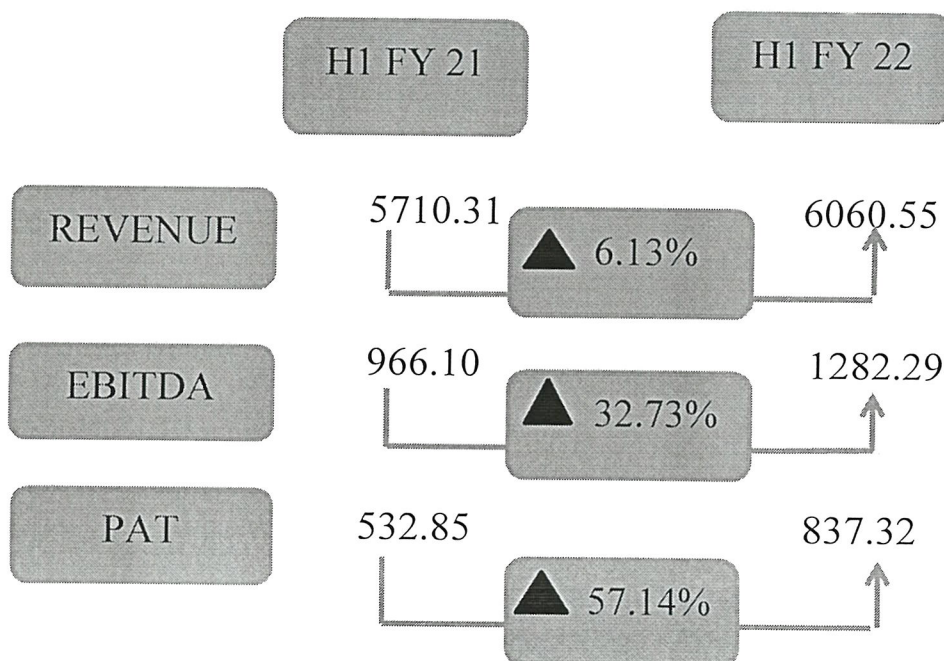


Regd. & Corp. Office:
1506, Chiranjiv Tower,
43, Nehru Place,
New Delhi - 110019 (INDIA)

FINANCIAL HIGHLIGHTS

Tel.: 011 - 47589500-51 (50 Lines),
E-mail: info@medicamen.com
Web: www.medicamen.com
CIN No.: L74899DL1993PLC056594

Medicamen Biotech Limited posts strong Results with a steady revenue growth of 6.13 % H1YoY



KEY HIGHLIGHTS

- ✓ *During the quarter MBL Haridwar Unit –I has been granted WHO-GMP approval for Tablets, Liquid Orals and Ointments.*
- ✓ *The Equity Shares of the Company were listed and started trading on NSE with effect from October 27, 2021. (Circular No: 1203/2021).*
- ✓ *MBL is gearing up for ANDA filing for its Oncology products.*
- ✓ *The company shall launch domestic marketing of its Oncology products w.e.f January, 2022 for which company has already appointed a team of 20 experienced professionals.*





MEDICAMEN BIOTECH LIMITED

Regd. Office: 1506, Chiranjiv Tower, 43, Nehru Place, New Delhi-110019

CIN : L74899DL 1993PLC056594

E-mail : cs@medicamen.com, www.medicamen.com

Un-audited Standalone and Consolidated Financial Results for the Quarter and Half year ended on 30th Sept' 2021

PART I


Rupees in Lacs (Except per Share Data)

Particulars	Standalone						Consolidated					
	Quarter Ended			Half Year			Quarter Ended			Half Year		
	3 Months Ended 30.09.2021	Preceding 3 Months Ended 30.06.2021	Corresponding 3 Months Ended 30.09.2020	Half Year Ended 30.09.2021	Half Year Ended 30.09.2020	31.03.2021	3 Months Ended 30.09.2021	Preceding 3 Months Ended 30.06.2021	Corresponding 3 Months Ended 30.09.2020	Half Year Ended 30.09.2021	Half Year Ended 30.09.2020	Year Ended 31.03.2021
	Un-audited	Un-audited	Un-audited	Un-audited	Un-audited	Audited	Un-audited	Audited	Un-audited	Un-audited	Audited	
1 Income from operations												
(a) Net Sales / Income from operations	3,252.02	2,753.03	3,077.19	6,005.05	5,688.71	11,014.65	3,252.02	2,753.03	3,077.19	6,005.05	5,855.54	11,271.61
(b) Other Income	47.63	7.87	13.19	55.50	21.60	75.40	47.63	7.87	13.19	55.50	21.60	75.40
(c) Total Revenue	3,299.65	2,760.90	3,090.38	6,060.55	5,710.31	11,090.06	3,299.65	2,760.90	3,090.38	6,060.55	5,877.14	11,347.01
2 Expenses												
a) Cost of Material Consumed	1,501.23	1,224.52	1,910.12	2,725.75	3,567.16	6,583.62	1,501.23	1,224.52	1,910.12	2,725.75	3,708.29	6,842.01
b) Purchase of Goods Traded	-	-	-	-	-	-	-	-	-	-	-	-
c) Changes in inventory of Finished Goods and Work in Progress	(115.62)	3.39	7.62	(112.23)	45.72	104.06	(115.62)	3.39	7.62	(112.23)	45.72	104.06
d) Employees Benefits Expenses	411.71	292.46	216.57	704.17	432.79	879.17	411.71	292.46	216.57	704.17	436.50	900.43
e) Finance Cost	29.97	4.41	37.77	34.38	61.72	106.40	29.97	4.41	37.77	34.38	61.72	106.40
f) Depreciation and Amortisation Expenses	135.04	132.97	69.85	268.01	139.09	251.97	135.04	132.97	69.85	268.01	139.09	251.97
g) Other expenses *	832.00	628.57	388.43	1,460.57	698.54	1,489.72	832.00	628.57	388.43	1,460.57	701.97	1,502.74
Total Expenses	2,794.33	2,286.33	2,630.36	5,080.65	4,945.02	9,414.94	2,794.33	2,286.33	2,630.36	5,080.65	5,093.29	9,707.61
3 Profit/(Loss) before Exceptional Items & Tax (1-2)	505.32	474.57	460.02	979.90	765.29	1,675.12	505.32	474.57	460.02	979.90	783.85	1,639.40
4 Exceptional Items (Commercial Tax Expenses Related to Earlier Years)	-	-	-	-	-	-	-	-	-	-	-	-
5 Profit/(Loss) before Extra Ordinary Items & Tax	505.32	474.57	460.02	979.90	765.29	1,675.12	505.32	474.57	460.02	979.90	783.85	1,639.40
6 Tax Expenses												
Current Year	123.03	66.03	135.97	189.06	228.27	414.52	123.03	66.03	135.97	189.06	232.91	414.52
MAT Credit Entitlement	-	-	-	-	-	-	-	-	-	-	-	-
Deferred Tax Liability	(39.89)	(6.59)	1.69	(46.48)	4.17	11.94	(39.89)	(6.59)	1.69	(46.48)	4.17	11.94
Total Tax Expense	83.14	59.44	137.66	142.58	232.44	426.46	83.14	59.44	137.66	142.58	237.08	426.46
7 Net Profit /Loss for the period from Continuing operation (5-6)	422.18	415.13	322.36	837.32	532.85	1,248.66	422.18	415.13	322.36	837.32	546.77	1,212.94
8 Other Comprehensive Income												
Item that will not reclassified to Profit & Loss	-	-	-	-	-	-	-	-	-	-	-	-
9 Total Comprehensive Income net of Tax	422.18	415.13	322.36	837.32	532.85	1,248.66	422.18	415.13	322.36	837.32	546.77	1,212.94
10 Paid up equity share capital (Rs. 10/- per share)	1,221.66	1,221.66	1,221.66	1,221.66	1,221.66	1,221.66	1,221.66	1,221.66	1,221.66	1,221.66	1,221.66	1,221.66
11 Earning Per Share (Rs.)												
Basic	3.46	3.40	2.64	6.85	4.36	10.22	3.46	3.40	2.64	6.85	4.48	9.93
Diluted	3.46	3.40	2.64	6.85	4.36	10.22	3.46	3.40	2.64	6.85	4.48	9.93

NOTES :

- 1 The Un-audited financial results for the quarter and Half year ended have been reviewed by the Audit Committee and approved by the Board of Directors at its meeting held on 3rd November 2021
- 2 This statement has been prepared in accordance with the Companies (Indian Accounting Standard) Rules, 2015 (Ind AS) prescribed under Section 133 of the Companies Act, 2013 and other recognised accounting practices and policies to the extent applicable.
- 3 The company operates only in one business segment, viz. Pharmaceuticals formulations, hence segment reporting is not applicable
- 4 * The other expenses include Rs. 2.47 Cr on plant validation for Oncology facilities at Haridwar during Quarter-II.
- 5 The Company would launch its Oncology Products in Indian Market from 1st January 2022 onwards
- 6 During the quarter company got listed on National Stock Exchange (NSE).
- 7 The Earning Per Share has been calculated as per Indian Accounting Standard (Ind AS) 33 - "Earning per Share"
- 8 Limited Review report has been carried out by the Statutory Auditors for the above period.
- 9 The figures are regrouped in previous year also, wherever considered necessary, to make them comparable.

For & on behalf of Board of Directors
Medicamen Biotech Limited


 (Rahul Bhatnagar)
 Chairman

Place : New Delhi
Dated : 03.11.2021

MEDICAMEN BIOTECH LIMITED

Regd. Office: 1506, Chiranjiv Tower, 43, Nehru Place, New Delhi-110019


CIN : L74899DL 1993PLC056594

E-mail : cs@medicamen.com, www.medicamen.com

STATEMENT OF ASSETS & LIABILITIES				
All Figures in Rs. Lacs				
Particulars	Standalone		Consolidated	
	As at Sep 30,2021 Un-audited	As at Mar 31,2021 Audited	As at Sep 30,2021 Un-audited	As at Mar 31,2021 Audited
A ASSETS				
1 Non-current assets				
(a) Property, Plant and Equipment	9,281.86	8,943.49	9,281.86	8,943.49
(b) Intangible assets	40.42	20.42	40.42	20.42
(c) Capital work-in-progress	-	-	-	-
(d) Financial Assets : Investments	206.14	206.14	-	-
(e) Financial Assets : Loans and advances	85.22	77.55	85.22	77.55
(f) Deferred Tax liabilities (Net)	18.14	-	18.14	-
(g) Other Non- current assets	774.79	755.97	774.79	755.97
Total Non-current Assets	10,406.57	10,003.56	10,200.43	9,797.42
2 Current assets				
(a) Inventories	1,173.59	520.38	1,173.59	520.38
(b) Financial Assets				
(i) Current investments	-	-	-	-
(ii) Trade receivables	5,517.75	4,975.35	5,797.14	5,254.74
(iii) Cash and Bank Balances	295.00	308.44	375.62	389.06
(iv) Loans and advances	543.05	713.95	543.05	713.95
(c) Other current assets	2,255.67	2,725.14	2,255.67	2,725.14
Total current Assets	9,785.06	9,243.27	10,145.07	9,603.28
Total Assets	20,191.63	19,246.83	20,345.50	19,400.71
B EQUITY AND LIABILITIES				
1 Equity				
(a) Equity share capital	1,221.66	1,221.66	1,221.66	1,221.66
(b) Other Equity	12,928.82	12,213.65	12,782.47	12,067.29
Total Equity	14,150.48	13,435.31	14,004.13	13,288.95
LIBILITIES				
2 Non-current Liabilities				
(a) Financial Liabilities : Borrowings	565.33	640.46	565.33	640.46
(b) Provisions	184.26	115.55	184.26	115.55
(c) Deferred Tax liabilities (Net)	-	28.34	-	28.34
Total Non-current Liabilities	749.59	784.36	749.59	784.36
3 Current Liabilities				
(a) Financial Liabilities				
(i) Borrowings	1,947.13	1,092.87	1,947.13	1,092.87
(ii) Trade payables	2,802.27	2,957.64	3,064.84	3,221.14
(b) Other current liabilities	353.10	499.12	345.32	490.41
(c) Provisions	189.06	477.54	234.49	522.98
	5,291.56	5,027.16	5,591.78	5,327.40
Total Equity and Liabilities	20,191.63	19,246.83	20,345.50	19,400.71

For & on behalf of Board of Directors
Medicamen Biotech Limited

R. Bishnoi
(Rahul Bishnoi)
Chairman




Place : New Delhi
Dated : 03.11.2021

MEDICAMEN BIOTECH LIMITED
1506, Chiranjiv Tower, 43, Nehru Place, New Delhi-110019
CIN : L74899DL 1993PLC056594

CASH FLOW STATEMENT FOR THE PERIOD 01.04.2021 TO 30.09.2021

Particulars	All Figures in Rs. Lacs			
	STANDALONE		CONSOLIDATED	
	For the Half year ended 30th Sept, 2021	For the year ended 31st March, 2021	For the Half year ended 30th Sept, 2021	For the year ended 31st March, 2021
CASH FLOW FROM OPERATING ACTIVITIES				
Net Profit/(Loss) after tax from continuing operations	837.34	1,248.66	837.34	1,212.94
Non-cash adjustment to reconcile profit before tax to net cash flows				
Provision for Taxation	189.06	414.51	189.06	414.51
Adjustment for Deferred Tax	(46.48)	11.94	(46.48)	11.94
Interest expense	34.38	106.40	34.38	106.40
Loss/(profit) on sale of fixed assets	(0.09)	(0.28)	(0.09)	(0.28)
Depreciation/amortization on continuing operation	268.01	251.97	268.01	251.97
Interest income	(0.35)	(15.33)	(0.35)	(15.33)
Operating profit before working capital changes	1,281.87	2,017.87	1,281.87	1,982.15
MOVEMENTS IN WORKING CAPITAL:				
Increase/(decrease) in trade payables	(155.37)	(238.09)	(156.30)	(516.99)
Increase / (decrease) in long-term provisions	40.37	9.52	68.71	9.52
Increase / (decrease) in short-term provisions	(431.06)	(459.84)	(327.54)	(2.81)
Increase/(decrease) in other current liabilities	(146.01)	(60.33)	(145.08)	(100.97)
Decrease/(increase) in trade receivables	(542.40)	(582.34)	(542.40)	(258.92)
Decrease/(increase) in inventories	(653.21)	1,175.37	(653.21)	1,175.37
Decrease / (increase) in long-term loans and advances	(7.68)	(14.82)	(7.68)	(14.82)
Decrease / (increase) in short-term loans and advances	170.90	143.74	170.90	143.74
Decrease/(increase) in other current assets	619.48	275.43	469.48	(170.57)
Decrease/(increase) in other Non-current assets	(36.97)	(522.56)	(18.83)	(522.56)
Direct taxes paid (net of refunds)	(150.00)	(446.00)	(150.00)	(446.00)
Net cash flow from/ (used in) operating activities (A)	(10.08)	1,297.95	(10.08)	1,277.14
CASH FLOWS FROM INVESTING ACTIVITIES				
Purchase of fixed assets, including intangible assets and CWIP	(626.29)	(1,796.59)	(626.29)	(1,796.59)
Purchase of non-current investments	-	-	-	-
Interest received	0.35	15.33	0.35	15.33
Net cash flow from/(used in) investing activities (B)	(625.94)	(1,781.26)	(625.94)	(1,781.26)
CASH FLOWS FROM FINANCING ACTIVITIES :				
Proceeds from issuance of share capital	-	-	-	-
Proceeds from Securities Premium	-	-	-	-
Capital Reserve	-	-	-	15.47
Shares Warrants	-	-	-	-
Long-term borrowings net of repayment / Repayment of Long Term Borrowings	(75.13)	404.62	(75.13)	404.62
Proceeds from short-term borrowings	854.26	331.29	854.26	331.29
Interest paid	(34.38)	(106.40)	(34.38)	(106.40)
Dividends paid on equity shares	(122.17)	(61.08)	(122.17)	(61.08)
Tax on equity dividend paid	-	-	-	-
Preferential issue Expenditure	-	-	-	-
Net cash flow from/(used in) in financing activities (C)	622.58	568.43	622.58	583.90
Net increase/(decrease) in cash and cash equivalents (A + B + C)	(13.44)	85.12	(13.44)	79.78
Cash and cash equivalents at the beginning of the year	308.44	223.32	389.06	309.28
Cash and cash equivalents at the end of the year	295.00	308.44	375.62	389.06

For & on behalf of Board of Directors
Medicamen Biotech Limited


(Rahul Bishnoi)
Chairman

Place : New Delhi
Dated : 03.11.2021

RAI QIMAT & ASSOCIATES
CHARTERED ACCOUNTANTS



LIMITED REVIEW REPORT ON UNAUDITED QUARTERLY AND YEAR-TO-DATE CONSOLIDATED FINANCIAL RESULTS OF MEDICAMEN BIOTECH LIMITED UNDER REGULATION 33 AND REGULATION 52 READ WITH REGULATION 63(2) OF THE SEBI (LISTING OBLIGATIONS AND DISCLOSURE REQUIREMENTS) REGULATIONS, 2015

To

The Board of Directors,
Medicamen Biotech Limited
1506, Chiranjiv Tower 43,
Nehru Place, New Delhi- 110019

1. We have reviewed the accompanying Statement of Consolidated Unaudited Financial Results of MEDICAMEN BIOTECH LIMITED ("the Parent") and its subsidiary (the Parent and its subsidiary together referred to as "the Group"), and its share of the net profit after tax and total comprehensive income of its associate for the quarter and half year ended September 30, 2021 ("the Statement") being submitted by the Parent pursuant to the requirement of Regulation 33 of the SEBI (Listing Obligations and Disclosure Requirements) Regulations, 2015, as amended.
2. This Statement, which is the responsibility of the Parent's Management and approved by the Parent's Board of Directors, has been prepared in accordance with the recognition and measurement principles laid down in the Indian Accounting Standard 34 "Interim Financial Reporting" ("Ind AS 34"), prescribed under Section 133 of the Companies Act, 2013 read with relevant rules issued thereunder and other accounting principles generally accepted in India. Our responsibility is to express a conclusion on the Statement based on our review.
3. We conducted our review of the Statement in accordance with the Standard on Review Engagements (SRE) 2410 "Review of Interim Financial Information Performed by the Independent Auditor of the Entity", issued by the Institute of Chartered Accountants of India (ICAI). A review of interim financial information consists of making inquiries, primarily of Parent's personnel responsible for financial and accounting matters and applying analytical and other review procedures. A review is substantially less in scope than an audit conducted in accordance with Standards on Auditing specified under Section 143(10) of the Companies Act, 2013 and consequently does not enable us to obtain assurance that we would become aware of all significant matters that might be identified in an audit. Accordingly, we do not express an audit opinion.

We also performed procedures in accordance with the circular issued by the SEBI under Regulation 33(8) of the SEBI (Listing Obligations and Disclosure Requirements) Regulations, 2015, as amended, to the extent applicable.

5. The Statement includes the results of the Opal Pharmaceuticals Pty. Ltd (the "Subsidiary" Company)
6. Based on our review conducted and procedures performed as stated in paragraph 3 above and based on the consideration of the review reports of the other auditors referred to in paragraph 6 and 7(ii) below, nothing has come to our attention that causes us to believe that the accompanying Statement, prepared in accordance with the recognition and measurement principles laid down in the aforesaid Indian Accounting Standard and other accounting principles generally accepted in India, has not disclosed the information required to be disclosed in terms of Regulation 33 of the SEBI (Listing Obligations and Disclosure Requirements) Regulations, 2015, as amended including the manner in which it is to be disclosed, or that it contains any material misstatement.

Our conclusion on the Statement is not modified in respect of the above matter.

For Rai Qimat Associates
Chartered Accountants



UDIN No.:- 21080857AAGF6118

Place: Gurugram
Date: 03.11.2021