

Regd. & Corp. Office:
1506, Chiranjiv Tower,
43, Nehru Place,
New Delhi - 110019 (INDIA)

Tel.: 011 - 47589500-51 (50 Lines),
E-mail: info@medicamen.com
Web: www.medicamen.com
CIN No.:
L74899DL1993PLC056594

Ref: STEX/OUTCOME/2021-22

Date: 26.06.2021

BSE Limited
Department of Corporate Services-Listing
PJ Towers, Dalal Street
Mumbai- 400001

Company No.: 531146
Sub. : Outcome of Board Meeting

Dear Sir,

We wish to inform you that the Board of Directors of the Company at its meeting held today approved the Audited Financial Results (Standalone and Consolidated) of the Company for the quarter and year ended on March 31, 2021.

Pursuant to Regulation 33 of SEBI (Listing Obligations and Disclosure Requirements) Regulations, 2015, we enclose the following:

- Statement showing the Audited Financial Results (Standalone & Consolidated) of the Company for the quarter and year ended on March 31, 2021 as **Annexure-A** and
- Audit Report on the Audited Financial Results (Standalone & Consolidated) as **Annexure-B**

Further Board of Directors at their meeting approved the following resolutions:

- Recommended a final dividend @ 10% on Equity Shares of Rs. 10/- each i.e. Re 1/- per Equity Share for the Financial Year 2020-21.
- Appointment of M/s SPB & Co., Cost Accountants as Cost Auditor of the Company for the financial year 2021-22.
- Appointment of M/s Cheena & Associates as Internal Auditor of the Company for the financial year 2021-22.
- Appointment of M/s AMJ & Associates, Company Secretaries as Secretarial Auditor of the Company for the financial year 2021-22.
- Adoption of New Set of Memorandum of Association and Articles of Association of the Company as per Companies Act 2013, subject to approval of shareholders in the ensuing Annual General Meeting.

Please note that the reports of Auditors are with unmodified opinion with respect to the Audited Financial Results of the Company for the quarter/financial year ended March 31, 2021.

The meeting of the Board of Directors commenced on 12.00 pm and concluded at 2.10 p.m.

The Audited Financial Results (Standalone & Consolidated) of the Company for the quarter and year ended on March 31, 2021, as approved by the Board, will also be available on the Company's website www.medicamen.com.

This is for your information and records.

Thanking You.

Yours faithfully,
For Medicamen Biotech Limited


Parul Choudhary
Company Secretary
ACS44157



MEDICAMEN BIOTECH LIMITED

Regd. Office: 1506, Chiranjiv Tower, 43, Nehru Place, New Delhi-110019

CIN : L74899DL 1993PLC056594

E-mail : cs@medicamen.com, www.medicamen.com

Audited Standalone and Consolidated Financial Results for the quarter and Year ended on 31st March' 2021

PART I		Standalone						Consolidated				
		Quarter Ended			Year Ended			Quarter Ended			Year Ended	
Particulars	3 Months Ended 31.03.2021	Preceding 3 Months Ended 31.12.2020	Corresponding 3 Months Ended 31.03.2020	31.03.2021	31.03.2020	31.03.2021	Preceding 3 Months Ended 31.12.2020	Corresponding 3 Months Ended 31.03.2020	31.03.2021	31.03.2020		
	Audited	Un-audited	Audited	Audited	Audited	Audited	Un-audited	Audited	Audited	Audited		
1	Income from operations											
	(a) Net Sales / Income from operations	2,033.74	3,292.20	1,536.33	11,014.65	11,734.23	2,123.88	3,292.20	2,352.47	11,271.61	12,550.38	
	(b) Other Income	53.72	0.08	106.64	75.40	190.86	53.72	0.08	109.67	75.40	193.88	
	(c) Total Revenue	2,087.47	3,292.28	1,642.97	11,090.06	11,925.09	2,177.60	3,292.28	2,462.14	11,347.01	12,744.26	
2	Expenses											
	a) Cost of Material Consumed	972.81	2,043.65	944.11	6,583.62	7,449.16	1,090.08	2,043.65	1,540.25	6,842.01	8,045.29	
	b) Purchase of Goods Traded	-	-	-	-	-	-	-	-	-	-	
	c) Changes in inventory of Finished Goods and Work in Progress	(118.27)	176.61	(232.99)	104.06	(153.25)	(118.27)	176.61	(232.99)	104.06	(153.25)	
	d) Employees Benefits Expenses	215.53	230.86	223.84	879.17	929.43	233.08	230.86	246.79	900.43	952.38	
	e) Finance Cost	36.02	8.66	-	106.40	56.85	36.02	8.66	-	106.40	56.85	
	f) Depreciation and Amortisation Expenses	41.46	71.42	66.68	251.97	249.92	41.46	71.42	66.68	251.97	249.92	
	g) Other expenses	475.58	315.60	440.46	1,489.72	1,732.59	485.17	315.60	502.92	1,502.74	1,795.05	
	Total Expenses	1,623.12	2,846.80	1,442.11	9,414.94	10,264.71	1,767.54	2,846.80	2,123.65	9,707.61	10,946.24	
3	Profit/(Loss) before Exceptional Items & Tax (1 - 2)	464.35	445.48	200.86	1,675.12	1,660.39	410.07	445.48	338.49	1,639.40	1,798.02	
4	Exceptional Items (Commercial Tax Expenses Related to Earlier Years)	-	-	-	-	-	-	-	-	-	-	
5	Profit/(Loss) before Extra Ordinary Items & Tax (3 - 4)	464.35	445.48	200.86	1,675.12	1,660.39	410.07	445.48	338.49	1,639.40	1,798.02	
6	Tax Expenses											
	Current Year	45.00	141.25	53.98	414.52	459.52	40.36	141.25	88.39	414.51	493.93	
	MAT Credit Entitlement	-	-	-	-	-	-	-	-	-	-	
	Deferred Tax Liability	5.01	2.76	0.77	11.94	(25.03)	5.01	2.76	0.77	11.94	(25.03)	
	Total Tax Expense	50.01	144.01	54.75	426.46	434.49	45.38	144.01	89.16	426.46	468.90	
7	Net Profit/Loss for the period from Continuing operation (5-6)	414.34	301.47	146.11	1,248.66	1,225.89	364.69	301.47	249.33	1,212.94	1,329.12	
8	Other Comprehensive Income											
	Item that will not reclassified to Profit & Loss	-	-	-	-	-	-	-	-	-	-	
9	Total Comprehensive Income net of Tax	414.34	301.47	146.11	1,248.66	1,225.89	364.69	301.47	249.33	1,212.94	1,329.12	
10	Paid up equity share capital (Rs. 10/- per share)	1,221.66	1,221.66	1,221.66	1,221.66	1,221.66	1,221.66	1,221.66	1,221.66	1,221.66	1,221.66	
11	Earning Per Share (Rs.)											
	Basic	3.39	2.47	1.20	10.22	10.09	2.99	2.47	2.05	9.93	10.94	
	Diluted	3.39	2.47	1.20	10.22	10.09	2.99	2.47	2.05	9.93	10.94	

NOTES :

- The above results after being reviewed by the Audit Committee have been taken on record by the Board at its Meeting held on 26th June 2021.
- This statement has been prepared in accordance with the Companies (Indian Accounting Standard) Rules, 2015 (Ind AS) prescribed under Section 133 of the Companies Act, 2013 and other recognised accounting practices and policies to the extent applicable.
- The company operates only in one business segment, viz. Pharmaceuticals formulations, hence segment reporting is not applicable.
- The Earning Per Share has been calculated as per Indian Accounting Standard (Ind AS) 33 - "Earning per Share"
- During the quarter under review, major of the manufacturing facilities was shut down for 5-6 weeks for upgradation of plant as per regulatory market requirement for future growth.
- Audit report has been carried out by the Statutory Auditors for the above period.
- The figures are regrouped in previous year also, wherever considered necessary, to make them comparable.

Place : New Delhi
Dated : 26.06.2021

For & on behalf of Board of Directors
Medicamen Biotech Limited

Rahul Bishnoi
(Rahul Bishnoi)
Chairman

MEDICAMEN BIOTECH LIMITED


Regd. Office: 1506, Chiranjiv Tower, 43, Nehru Place, New Delhi-110019


CIN : L74899DL 1993PLC056594

E-mail : cs@medicamen.com, www.medicamen.com

STATEMENT OF ASSETS & LIABILITIES				
All Figures in Rs. Lacs				
Particulars	Standalone		Consolidated	
	As at Mar 31,2021 Audited	As at Mar 31,2020 Audited	As at Mar 31,2021 Audited	As at Mar 31,2020 Audited
A ASSETS				
1 Non-current assets				
(a) Property, Plant and Equipment	8,943.49	3,342.53	8,943.49	3,342.53
(b) Intangible assets	20.42	26.91	20.42	26.91
(c) Capital work-in-progress	-	4,049.57	-	4,049.57
(d) Financial Assets : Investments	206.14	206.14	-	-
(e) Financial Assets : Loans and advances	77.55	62.73	77.55	62.73
(f) Other Non- current assets	755.97	233.41	755.97	233.41
Total Non-current Assets	10,003.56	7,921.29	9,797.42	7,715.15
2 Current assets				
(a) Inventories	520.38	1,695.75	520.38	1,695.75
(b) Financial Assets				
(i) Current investments	-	-	-	-
(ii) Trade receivables	4,975.35	4,393.01	5,254.74	4,995.82
(iii) Cash and Bank Balances	308.44	223.32	389.06	309.28
(iv) Loans and advances	713.95	857.69	713.95	857.69
(c) Other current assets	2,725.14	2,554.57	2,725.14	2,554.57
Total current Assets	9,243.27	9,724.34	9,603.28	10,413.11
Total Assets	19,246.83	17,645.63	19,400.71	18,128.27
B EQUITY AND LIABILITIES				
1 Equity				
(a) Equity share capital	1,221.66	1,221.66	1,221.66	1,221.66
(b) Other Equity	12,213.65	11,026.07	12,067.29	10,899.96
Total Equity	13,435.31	12,247.73	13,288.95	12,121.62
LIBILITIES				
2 Non-current Liabilities				
(a) Financial Liabilities : Borrowings	640.46	235.85	640.46	235.85
(b) Provisions	115.55	106.03	115.55	106.03
(c) Deferred Tax liabilities (Net)	28.34	16.40	28.34	16.40
Total Non-current Liabilities	784.36	358.28	784.36	358.28
3 Current Liabilities				
(a) Financial Liabilities				
(i) Borrowings	1,092.87	761.57	1,092.87	761.57
(ii) Trade payables	2,957.64	3,195.73	3,221.14	3,738.13
(b) Other current liabilities	499.12	559.45	490.41	591.39
(c) Provisions	477.54	522.87	522.98	557.28
	5,027.16	5,039.62	5,327.40	5,648.36
Total Equity and Liabilities	19,246.83	17,645.63	19,400.71	18,128.27

For & on behalf of Board of Directors
Medicamen Biotech Limited


 (Rahul Bishnoi)
 Chairman



Place : New Delhi
Dated : 26.06.2021

MEDICAMEN BIOTECH LIMITED


1506, Chiranjiv Tower, 43, Nehru Place, New Delhi-110019

CIN : L74899DL 1993PLC056594

CASH FLOW STATEMENT FOR THE PERIOD 01.04.2020 TO 31.03.2021

Particulars	All Figures in Rs. Lacs			
	STANDALONE		CONSOLIDATED	
	For the year ended 31st March, 2021	For the year ended 31st March, 2020	For the year ended 31st March, 2021	For the year ended 31st March, 2020
CASH FLOW FROM OPERATING ACTIVITIES				
Net Profit/(Loss) after tax from continuing operations	1,248.66	1,225.89	1,212.94	1,329.12
Non-cash adjustment to reconcile profit before tax to net cash flows				
Provision for Taxation	414.51	459.52	414.51	493.93
Adjustment for Deferred Tax	11.94	(25.03)	11.94	(25.03)
Interest expense	106.40	56.85	106.40	56.85
Loss/(profit) on sale of fixed assets	(0.28)	6.08	(0.28)	6.08
Depreciation/amortization on continuing operation	251.97	249.92	251.97	249.92
Interest income	15.33	(31.96)	(15.33)	(31.96)
Operating profit before working capital changes	2,048.53	1,941.27	1,982.15	2,078.91
MOVEMENTS IN WORKING CAPITAL:				
Increase/(decrease) in trade payables	(238.09)	138.75	(516.99)	681.14
Increase / (decrease) in long-term provisions	9.52	8.01	9.52	8.01
Increase / (decrease) in short-term provisions	(459.84)	(494.98)	(2.81)	(494.98)
Increase/(decrease) in other current liabilities	(60.33)	481.73	(100.97)	513.67
Decrease/(increase) in trade receivables	(582.34)	(55.92)	(258.92)	(658.73)
Decrease/(increase) in inventories	1,175.37	(169.72)	1,175.37	(169.72)
Decrease / (increase) in long-term loans and advances	(14.82)	(4.70)	(14.82)	(4.70)
Decrease / (increase) in short-term loans and advances	143.74	196.35	143.74	196.35
Decrease/(increase) in other current assets	275.43	(271.81)	(170.57)	(271.81)
Decrease/(increase) in other Non-current assets	(522.56)	(162.95)	(522.56)	(162.95)
Direct taxes paid (net of refunds)	(446.00)	(435.00)	(446.00)	(435.00)
Net cash flow from/ (used in) operating activities (A)	1,328.61	1,171.03	1,277.14	1,280.19
CASH FLOWS FROM INVESTING ACTIVITIES				
Purchase of fixed assets, including intangible assets and CWIP	(1,796.59)	(3,761.08)	(1,796.59)	(3,761.08)
Purchase of non-current investments	-	(206.14)	-	-
Interest received	(15.33)	31.96	15.33	31.96
Net cash flow from/(used in) investing activities (B)	(1,811.92)	(3,935.26)	(1,781.26)	(3,729.12)
CASH FLOWS FROM FINANCING ACTIVITIES :				
Proceeds from issuance of share capital	-	51.66	-	51.66
Proceeds from Securities Premium	-	2,453.85	-	2,453.85
Capital Reserve	-	-	15.47	(229.33)
Shares Warrants	-	-	-	-
Long-term borrowings net of repayment / Repayment of Long Term Borrowings	404.62	233.76	404.62	233.76
Proceeds from short-term borrowings	331.29	(399.76)	331.29	(399.76)
Interest paid	(106.40)	(56.85)	(106.40)	(56.85)
Dividends paid on equity shares	(61.08)	(122.17)	(61.08)	(122.17)
Tax on equity dividend paid	-	(24.87)	-	(24.87)
Preferential issue Expenditure	-	-	-	-
Net cash flow from/(used in) in financing activities (C)	568.43	2,135.62	583.90	1,906.29
Net increase/(decrease) in cash and cash equivalents (A + B + C)	85.12	(628.61)	79.78	(542.64)
Cash and cash equivalents at the beginning of the year	223.32	851.93	309.28	851.92
Cash and cash equivalents at the end of the year	308.44	223.32	389.06	309.28

For & on behalf of Board of Directors
Medicamen Biotech Limited


 (Rahul Bishnoi)
 Chairman

Place : New Delhi

Dated : 26.06.2021

RAI QIMAT & ASSOCIATES
CHARTERED ACCOUNTANTS



Independent Auditor's Report on the Quarterly and Year to Date Audited Standalone Financial Results of the Company Pursuant to the Regulation 33 and 52 of the SEBI (Listing Obligations and Disclosure Requirements) Regulations, 2015, as amended

TO

THE BOARD OF DIRECTORS OF
Medicamen Biotech Limited

We have audited the accompanying Financial Statements of **MEDICAMEN BIOTECH LIMITED** ("the Company"), which comprises the Balance Sheet as at March 31, 2021, the Statement of Profit and Loss, the Statement of changes in Equity and the Statement of Cash Flows for the year ended on that date and a summary of significant accounting policies and other explanatory information.

In our opinion and to the best of our information and according to the explanations given to us, the aforesaid financial statements give the information required by the Companies Act, 2013 ("the Act") in the manner so required and give a true and fair view in conformity with the Accounting Standards prescribe under section 133 of the Act read with the Companies (Accounting Standards) Rules, 2015, as amended, ("AS") and other accounting principles generally accepted in India, of the state of affairs of the Company as at March 31, 2021, the profit, changes in equity and its cash flows for the year ended on that date.

Basis for Opinion

We conducted our audit of the Financial Statements in accordance with the Standards on Auditing specified under section 143(10) of the Act. Our responsibilities under those Standards are further described in the Auditor's Responsibility for the Audit of the Financial Statements section of our report. We are independent of the Company in accordance with the Code of Ethics issued by the Institute of Chartered Accountants of India (ICAI) together with the ethical requirements that are relevant to our audit of the financial statements under the provision of the Act and Rules made there under, and we have fulfilled our other ethical responsibilities in accordance with these requirements and the ICAI's Code of Ethics. We believe that the audit evidence obtained by us is sufficient and appropriate to provide a basis for our audit opinion on the financial statements.

Key Audit Matters:

Key audit matters are those matters that, in our professional judgement, were of most significant in our audit of the Financial Statements of the current period. These matters were addressed in the context of our audit of the financial statement as a whole, and in forming our opinion thereon, and we do not provide a separate opinion on these matters. In the audit of the current period, we do not have observed any key audit matters required to be reported separately.

Other Matters:

The continuous spreading of COVID -19 across India has resulted in restriction on physical visit to the client locations and the need for carrying out alternative audit procedures as per the Standards on Auditing prescribed by the Institute of Chartered Accountants of India (ICAI). As a result of the above, the entire audit was carried out based on remote access of the data as provided by the management of the Company. This has been carried out based on the advisory on "Specific Considerations while conducting Distance Audit/ Remote Audit/ Online Audit under current Covid-19 situation" issued by the Auditing and Assurance Standards Board of ICAI. We have been represented by the management of the Company that the data provided for our audit purposes is correct, complete, reliable and are directly generated by the accounting system of the Company without any further manual modifications.

We bring to the attention of the users that the audit of the financial statements has been performed in the aforesaid conditions.

Our audit opinion is not modified in respect of the above.

Information Other than the Financial Statements and Auditor's Report Thereon:

The Company's Board of Directors is responsible for the preparation of the other information. The other information comprises the information included in the Management Discussion and Analysis, Board's Report including Annexure to Board's Report, Business Responsibility Report, Corporate Governance and Shareholder's Information, but does not include the Financial Statements and our auditor's report thereon.

Our opinion on the Financial Statements does not cover the other information and we do not express any form of assurance conclusion thereon.

In connection with our audit of the financial statements, our responsibility is to read the other information and, in doing so, consider whether the other information is materially inconsistent with the financial statements or our knowledge obtained during the course of our audit or otherwise appears to be materially misstated.

If, based on the work we have performed, we conclude that there is a material misstatement of this other information, we are required to report that fact. We have nothing to report in this regard.

Management's Responsibility for the Financial Statements:

The Company's Board of Directors is responsible for the matters stated in section 134(5) of the Companies Act, 2013 ("the Act") with respect to the preparation of these financial statements that give a true and fair view of the financial position, financial performance, changes in equity and cash flows of the Company in accordance with the accounting principles generally accepted in India, including the Accounting Standards specified under Section 133 of the Act, read with Rule 7 of the Companies (Accounts) Rules, 2014 and the Companies (Accounting Standards) Rules, 2015, as amended.

This responsibility also includes the maintenance of adequate accounting records in accordance with the provision of the Act for safeguarding of the assets of the Company and for preventing and detecting the frauds and other irregularities; selection and application of appropriate accounting policies; making judgments and estimates that are reasonable and prudent; and design, implementation and maintenance of adequate internal financial control, that were operating effectively for ensuring the accuracy and completeness of the accounting records, relevant to the preparation and presentation of the financial statements that give a true and fair view and are free from material misstatement, whether due to fraud or error.

In preparing the financial statement, management is responsible for assessing the Company's ability to continue as a going concern, disclosing, as applicable, matters related to going concern and using the going concern basis of accounting unless management either intends to liquidate the Company or to cease operations, or has no realistic alternative but to do so.

The Board of Directors are responsible for overseeing the Company's financial reporting process.

Auditor's Responsibility for the Audit of the Financial Statement:

Our objectives are to obtain reasonable assurance about whether the financial statements as a whole are free from material misstatement, whether due to fraud or error, and to issue an auditor's report that includes our opinion. Reasonable assurance is a high level of assurance, but is not a guarantee that an audit conducted in accordance with SAs will always detect a material misstatement when it exists. Misstatements can arise from fraud or error and are considered material if, individually or in the aggregate, they could reasonably be expected to influence the economic decisions of users taken on the basis of these financial statements.

As part of an audit in accordance with SAs, we exercise professional judgment and maintain professional scepticism throughout the audit. We also:

- I. Identify and assess the risks of material misstatement of the financial statements, whether due to fraud or error, design and perform audit procedures responsive to those risks, and obtain audit evidence that is sufficient and appropriate to provide a basis for our opinion. The risk of not detecting a material misstatement resulting from fraud is higher than for one resulting from error, as fraud may involve collusion, forgery, intentional omissions, misrepresentations, or the override of internal control.
- II. Obtain an understanding of internal financial control relevant to the audit in order to design audit procedures that are appropriate in the circumstances. Under section 143(3)(i) of the Act, we are also responsible for expressing our opinion on whether the Company has adequate internal financial controls system in place and the operating effectiveness of such controls.
- III. Evaluate the appropriateness of accounting policies used and the reasonableness of accounting estimates and related disclosures made by the management.
- IV. Conclude on the appropriateness of management's use of the going concern basis of accounting and, based on the audit evidence obtained, whether a material uncertainty exists related to events or conditions that may cast significant doubt on the Company's ability to continue as a going concern. If we conclude that a material uncertainty exists, we are required to draw attention in our auditor's report to the related disclosures in the financial statements or, if such disclosures are inadequate, to modify our opinion. Our conclusions are based on the audit evidence obtained up to the date of our auditor's report. However, future events or conditions may cause the Company to cease to continue as a going concern.